MSA 471, MSA 571

MSA 471



MSA 571

Dimensions, mounting tolerances MSA 571:

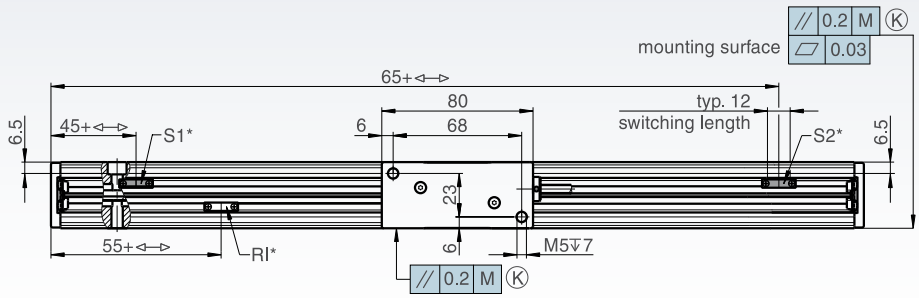

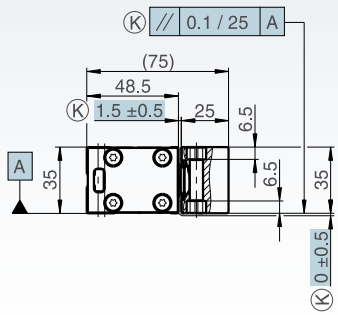

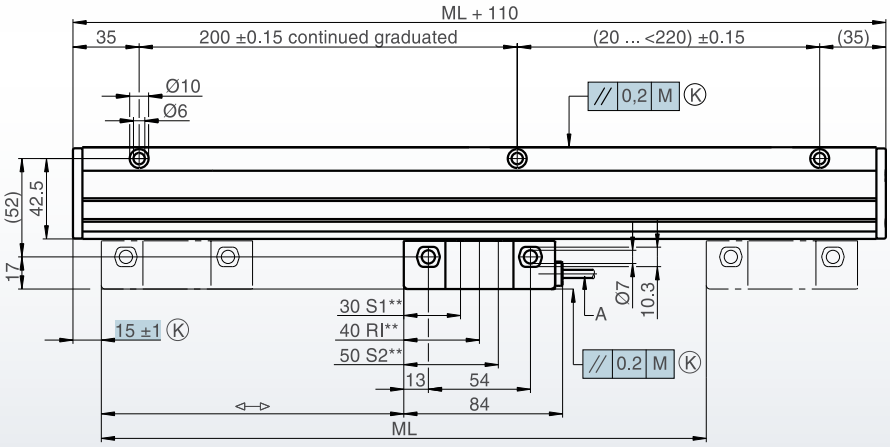

M = machine guideway
ML = measuring length
↔ = 0 ... ML
A = cable

K = required mating dimensions

optional:
P = air inlet M5
S1, S2 = switch signals
RI = selectable reference mark
* = actuator magnet
** = sensor position

option P: air inlet scale
left or right side mountable

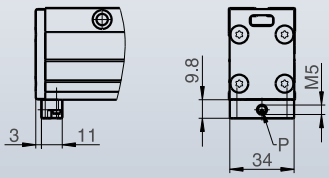

accessory: air inlet reading head
(ID 1079056-01)

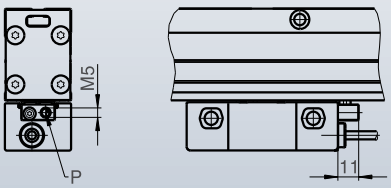
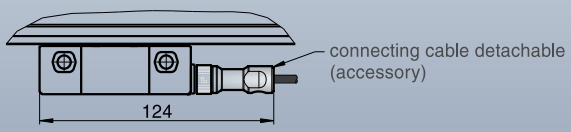
Dimensions MSA 571: