


**MSA 470, MSA 570**

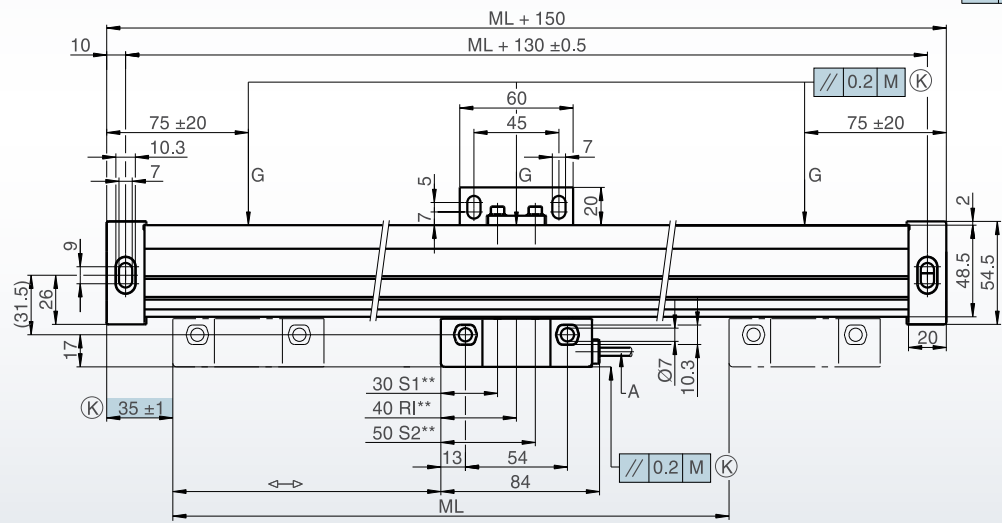
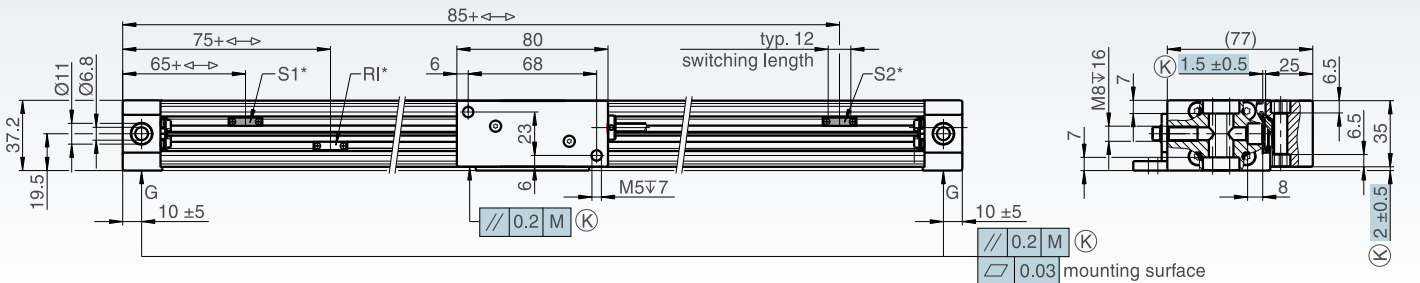
MSA 470



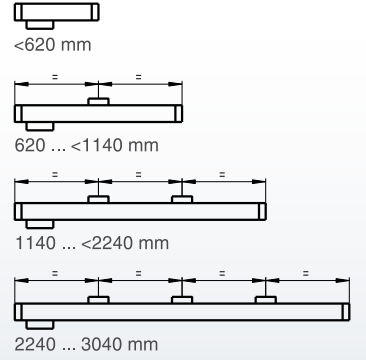
MSA 570



**Dimensions, mounting tolerances MSA 470:**

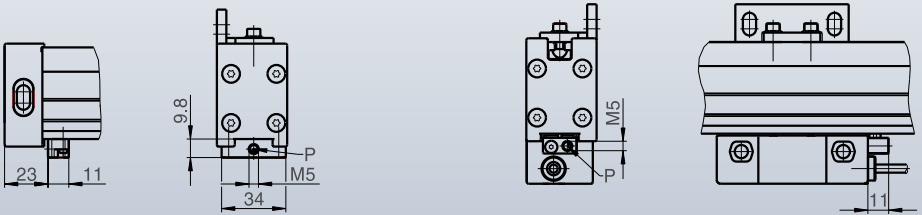


quantity and position of the mounting support per measuring length



option P: air inlet scale left or right side mountable

accessory: air inlet reading head (ID 1079056-01)



- M = machine guideway
  - ML = measuring length
  - G = gauging points
  - ↔ = 0 ... ML
  - A = cable
  - (K) = required mating dimensions
- optional:
- P = air inlet M5
  - S1, S2 = switch signals
  - RI = selectable reference mark
  - ± = actuator magnet
  - \*\* = sensor position

**Dimensions MSA 570:**

